









CRAZ™



22'0"



-  **Beam** 100 in (254 cm)
-  **Weight** 4200 lbs (1905 kg)
-  **Standard Ballast** 3000 lbs (1361 kg)
-  **Standard Engine** 6.2 L 400
-  **Optional Engine** 6.2 L 450
-  **Fuel Capacity** 49 gal (185 L)
-  **Seating Capacity** 16
-  **Draft** 27.5 in (70 cm)



ADDITIONAL BOAT SPECIFICATIONS

Overall Length w/ Platform	24'
Overall Length w/ Trailer	26' 2"
Overall Width w/ Trailer	102"
Height of Tower Folded on trailer	94"
Height of Tower in Up Position on trailer	123"
Weight - Boat and Trailer	5,400 lbs
Capacity - Weight	2,400 lbs

ENGINE SPECIFICATIONS

Brand / Model	Raptor by Indmar 6.2L 400 SOHC V8
Displacement	379 C.I.
Torque	404 lb-ft
HP	350 HP

DRIVETRAIN SPECIFICATIONS

Standard Prop	OJ 14.25 x 14.5
Tracking fins	Standard Double Fin

TRAILER SPECIFICATIONS

Brand/Model	Boatmate/Tandem Axle
Wheels	15" Cast-Aluminum
Guide Poles	Removable
Lighting	LED
Protection	Prop Guard w/ integrated Rollers
Fenders	Color Matched Bolt On

WARRANTY & ASSISTANCE COVERAGE

Hull	Factory Limited Lifetime
Engine	Indmar 5 Year Factory Limited
Parts & Components	5 Year Limited
Trailer	Boatmate 5 Year Limited
Roadside Assistance	5 Year Trailer & Tow Vehicle

Skier's Choice reserves the right to change model line specifications, equipment, color schemes and pricing at any time without notice or incurring obligations. It is the Dealer's responsibility to adhere to all State and Local regulations and laws governing minimum requirements needed on each boat, such as trailer brakes, kill switches, and other safety equipment.